

 SAUER COMPRESSORS   
——— USA ———



---

*I n d u s t r i a l*

---

*C o m p r e s s o r s*

---

**up to 6000 psi**

---

- **reliable**
- **proficient**
- **innovative**



A Member of the  
SAUER-Group



# Industrial Compressors

**Sauer Compressors USA**  
Stevensville, MD

## Company History

Sauer Compressors USA Inc. specializes in the manufacture of high-pressure air and gas compressors (HPAC) for industrial, offshore and naval applications.

Sauer USA, located in Stevensville, MD is a subsidiary of J.P. Sauer & Sohn, headquartered in Kiel, Germany.

Originally founded in 1884 under the name Wilhelm Poppe, J.P. Sauer & Sohn has been engineering high-pressure piston compressors since 1930. With a reputation for reliability and life cycle product support, the company has become the global leader in high-pressure compressor technology. Worldwide, Sauer Compressors USA and the Sauer Group currently supplies HPACs to:

- More than 50 Navies
- Over 190 Naval Programs
- Over 1200 Naval Ships, and
  - Maintains 80% market share worldwide in naval applications
  - Maintains 30% market share worldwide in commercial shipbuilding applications

Sauer Compressors USA is a primary supplier of high-pressure air compressors for the U.S. Navy and the U.S. Coast Guard. We have designed and supplied HPACs for the following shipbuilding or class retrofit programs:

- |   |  |
|---|--|
| ■ CVN (Nimitz Class Nuclear Powered Aircraft Carriers) <ul style="list-style-type: none"><li>– Centralized air system</li></ul>   | ■ T-AKE (Dry Cargo Ammunition Vessels) <ul style="list-style-type: none"><li>– Motion Compensation – rigging gear</li></ul>                    |
| ■ SSN (Los Angeles Class Nuclear Fast Attack Submarines) <ul style="list-style-type: none"><li>– Centralized air system</li></ul> | ■ NSC (Deepwater National Security Cutter) <ul style="list-style-type: none"><li>– Starting air</li></ul>                                      |
| ■ LPD (Amphibious Assault Ships) <ul style="list-style-type: none"><li>– Starting air</li></ul>                                   | ■ LCS (Littoral Combat Ships) <ul style="list-style-type: none"><li>– Starting air</li></ul>   |
| ■ FFG (Guided Missile Frigates) <ul style="list-style-type: none"><li>– Centralized air system</li></ul>                          | ■ DDG 1000 (Zumwalt Class Destroyer) <ul style="list-style-type: none"><li>– Breathing air</li><li>– Low pressure centralized system</li></ul> |

## The Industrial Market

As part of our worldwide expansion, the Sauer Group of companies has developed innovative product solutions for many industrial market applications. Our high quality designs and years of experience in demanding naval markets provide our industrial customers with high-pressure compressors that have been field tested and extensively refined to provide true 24/7 reliability.

Some of the major industrial markets and specialty applications that benefit from our robust designs are:

- Nitrogen Generation & Boosting (i.e. laser cutting, N2 storage, system purging)
- Motion Compensation for Oil Rigs
- Seismic Survey
- Helium recovery/storage
- Gas Assisted Injection Molding
- Power Generation (spark arresting, turbine start-up, control air)
- Diesel (& Emergency Diesel) Starting
- Dockside Air
- Burst Testing
- Turbine Engine Afterburner Testing
- Heat Treatment Processing (helium gas compression)
- Hydrogen compression
- Natural Gas Compression



**J.P. Sauer & Sohn plant in Kiel, Germany is the world headquarters for the Sauer Group of companies.**

# up to 6000 psi



2/3



German engineering plus American proficiency sets the standard for high pressure compressor manufacturing.

Qualified to stringent US Navy MIL-Standards our compressors are built for continuous duty and harsh environments.

### Quality Assurance

Sauer Compressors USA, Inc. maintains an approved quality process that is fully compliant with MIL-I-45208A specifications. This process is invoked for commercial and military production. Our compressors and facility are routinely subject to U.S. Government inspection as required for critical military applications.

Our parent company, J.P. Sauer and Sohn, is ISO 9001 certified.

### Compliance with Classification Society Standards

Sauer Compressors USA Inc. equipment is type approved by all major classification societies (ABS, Lloyds, GL, DNV, etc.).

### Product Support


Sauer Compressors USA maintains fully staffed engineering and service teams. Warranty issues are handled directly out of our office in Stevensville, MD. On-site support by qualified field technicians is available throughout the life cycle of the product. Sauer Compressors USA maintains a parts supply contract with the Defense Logistics Agency (DLA). This contract ensures that spare parts are in our U.S. warehouse for immediate delivery to the U.S. Armed Forces as well as our commercial customers.

Sauer Compressors USA service teams provide post-warranty support to our customers 24 hours per day, 7 days per week. Our service teams routinely support customers with on-site maintenance assistance and training.

### Commitment

Sauer Compressors USA is committed to produce the best possible compressor solution for any medium or high-pressure compressed air and gas need. We will support our customers from design, to installation, and through the life of the compressor.

Our design engineering staff is available for consultation on air or gas compression projects.



- The Sauer Compressor:
  - Intelligible design
  - Low maintenance
  - Robustly engineered
  - Extended service life

## Our Range

2-stage air-cooled medium-pressure compressors

up to 20 HP and 600 psi



4/5

3-stage air-cooled medium-pressure compressors

up to 80 HP and 600 psi



6/7

3- and 4-stage air-cooled high-pressure compressors

up to 35 HP and 6000 psi



8/9

3- and 4-stage air-cooled high-pressure compressors

up to 65 HP and 5000 psi



10/11

2-stage water-cooled medium-pressure compressors

up to 100 HP and 450 psi



12/13

4-stage water-cooled high-pressure compressors

up to 75 HP and 5000 psi



14/15

# 2-stage air-cooled medium-

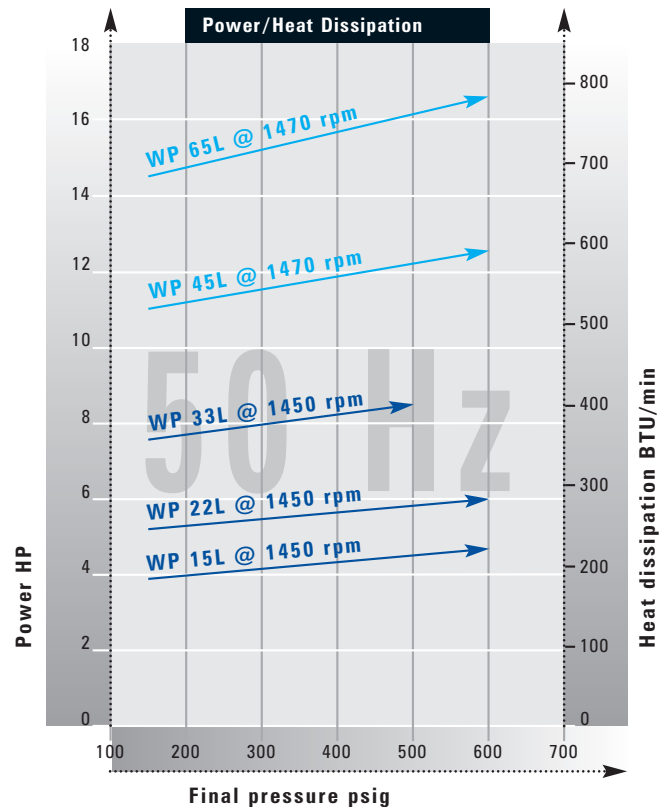
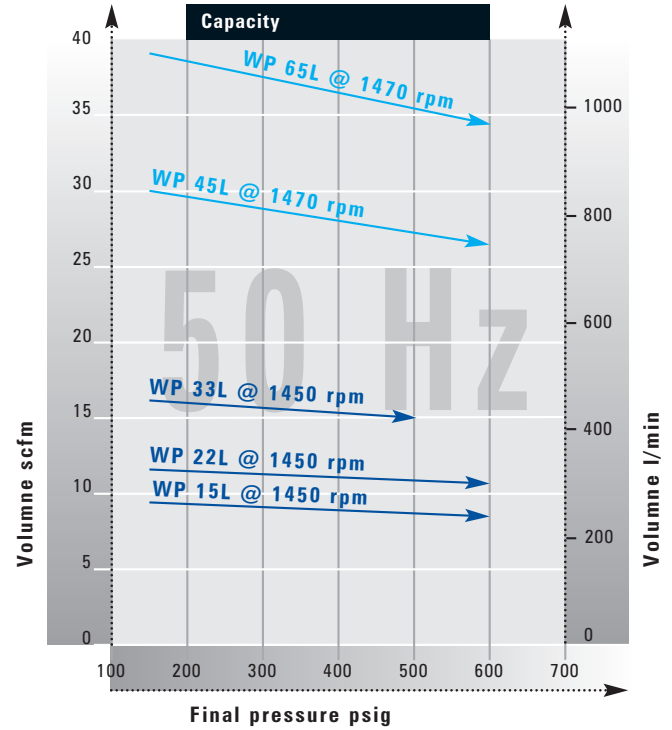
## Robust Compressors for Any Application

The 2-stage air-cooled compressors helped establish Sauer's reputation for high quality. After 75 years of production, these models are now in their third generation of development. These models are designed to have the following advantages:

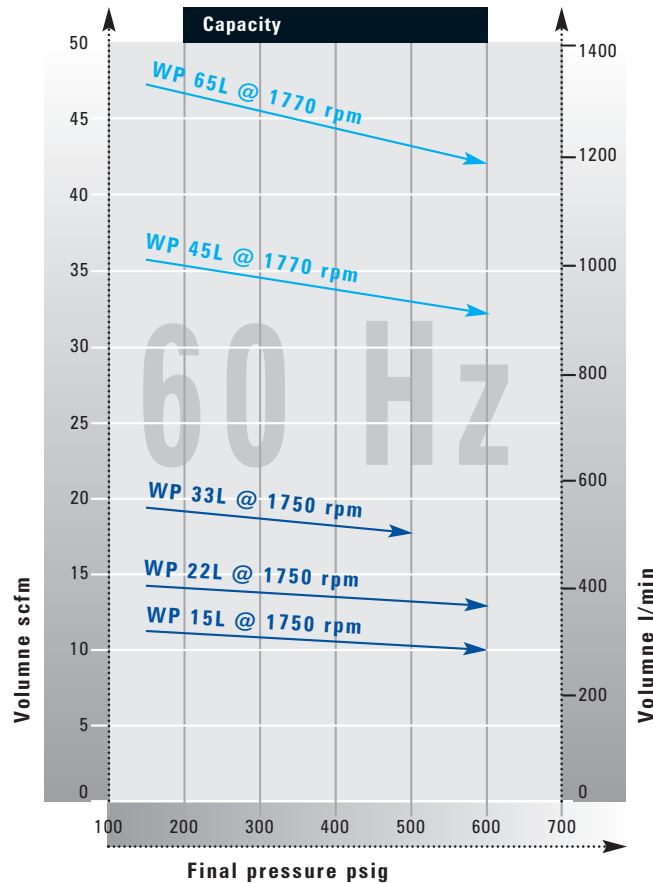

- Direct drive (no belt maintenance)
- Light weight with small installation footprint
- Engineered for continuous operation in extreme environments
- Extended operation time between required maintenance intervals (2000 operating hours)

Standard Equipment		
	WP 15 L WP 22 L WP 33 L	WP 45 L WP 65 L
High performance axial flow fan	✓	✓
Inter- and after-cooler	✓	✓
Safety valve for each stage	✓	✓
Stage pressure gauge		✓
Final pressure gauge	✓	✓
Oil dipstick	✓	✓
Splash lubrication	✓	✓
Attached oil- and water separator after the final stage	✓	✓
Interstage separator		✓
Starting relief integrated with in condensate auto-drain system (unloaded start)	✓	✓
Resilient mounts inc. all necessary hoses for final air pressure outlet and compressor drainage	✓	✓
Non-return valve	✓	✓
Direct driven via flexible coupling	✓	✓
Three-phase electric motor	✓	✓

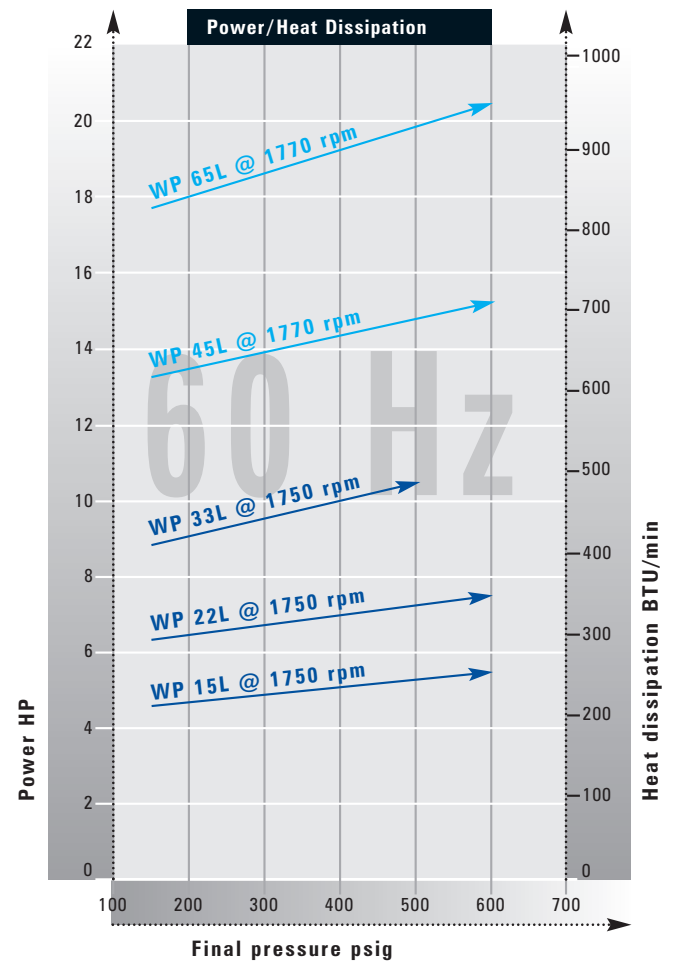
On request available/optional		
	WP 15 L WP 22 L WP 33 L	WP 45 L WP 65 L
Fully automated control and monitoring	✓	✓
Sound-proof canopy	✓	✓
Dryer (Adsorption/Refrigeration dryer)	✓	✓
Final air quality	✓	✓
Reducing valves and reducing stations	✓	✓
Driven by diesel engine	✓	✓
Design in accordance with ATEX regulations	✓	✓
Oil level monitor	✓	✓
Temperature monitor	✓	✓



Design Data					
Ambient temperature max.: 140°F	WP 15 L	WP 22 L	WP 33 L	WP 45 L	WP 65 L
Duty cycle time: continuous					
Max. operation pressure (psi)	600	600	600	600	600
Max. speed (rpm)	2000	2000	2000	2000	2000
Stages	2	2	2	2	2
Cylinder	2	2	2	2	2



Weight (lbs) and Dimensions (ins)					
	WP 15 L	WP 22 L	WP 33 L	WP 45 L	WP 65 L
lbs	265	298	408	705	728
L	32	34	35	48	49
W	24	24	24	29	29
H	25	25	25	32	32



For immediate assistance  
 email to: [sales@sauerusa.com](mailto:sales@sauerusa.com)  
 or call: 410-604-3142

All technical data is valid for the compression of air in accordance with ISO 1217 with  $\pm 5\%$  tolerance. All Sauer compressors can additionally be supplied in special versions for the compression of neutral gases such as helium, nitrogen, argon or flammable gases such as hydrogen or natural gas.

Detailed technical data is available upon request including control units, dryers, filters, sound-dampening and weather proof canopies, compressed air tanks, regulating valves, skid-mounted integrated packages, diesel drive, and all other compressed air/gas components.

**Specialized Solutions**

Sauer USA provides technical solutions for your compressed air/gas systems. Some of the specialized equipment we can offer are: special voltages and frequencies, water-cooled (open and closed loop), earthquake resistant, ATEX designs, boosters and booster systems.

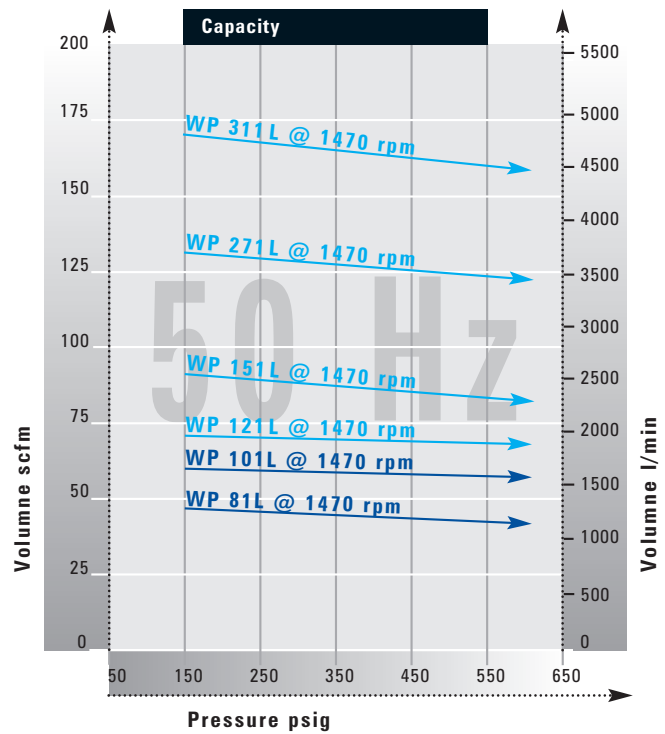
We are pleased to offer custom and/or total design packages.

# 3-stage air-cooled medium-

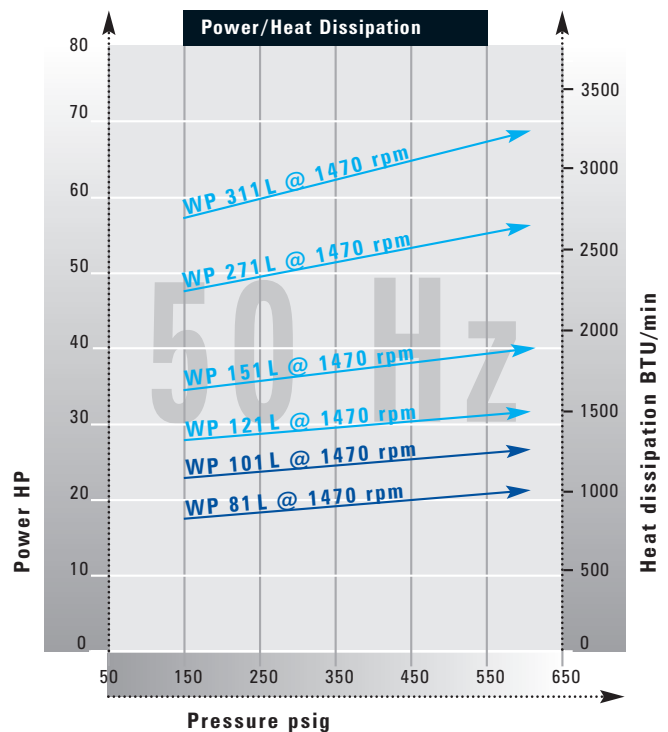
## Durable Compressors for Highly Demanding Applications

The Sauer 3-stage compressor demonstrates exceptional endurance even under the most difficult operating conditions. The 3-stage design lowers cylinder compression temperatures, and reduces the pressure ratio per cylinder. This feature promotes lower maintenance costs and improves unit longevity and reliability.

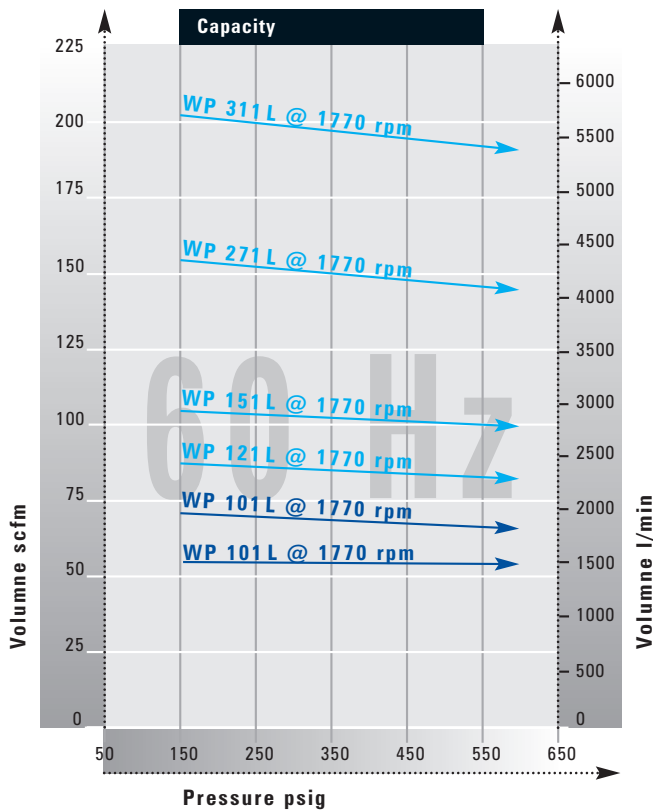

Standard Equipment		
	WP 81 L WP 101 L	WP 121 L WP 151 L WP 271 L WP 311 L
High performance axial flow fan	✓	✓
Inter- and after-cooler	✓	✓
Safety valve for each stage	✓	✓
Stage- and final pressure gauge	✓	✓
Compressed air thermometer for each stage	✓	✓
Oil dipstick/Oil sight glass	✓	✓
Oil pressure lubrication	✓	✓
Oil pressure monitor	✓	✓
Temperature monitor	✓	✓
Attached oil- and water separator after the final stage	✓	✓
Interstage separator	✓	✓
Starting relief integrated with in condensate auto-drain system (unloaded start)	✓	✓
Resilient mounts inc. all necessary hoses for final air pressure outlet and compressor drainage	✓	✓
Non-return valve	✓	✓
Direct driven via flexible coupling	✓	✓
Three-phase electric motor	✓	✓



On request available/optional		
	WP 81 L WP 101 L	WP 121 L WP 151 L WP 271 L WP 311 L
Fully automated control and monitoring	✓	✓
Sound-proof canopy	✓	✓
Dryer (Adsorption/Refrigeration dryer)	✓	✓
Final air quality	✓	✓
Reducing valves and reducing stations	✓	✓
Driven by diesel engine	✓	✓
Design in accordance with ATEX regulations	✓	✓



Design Data						
Ambient temperature max.: 140°F Duty cycle time: continuous	WP 81 L	WP 101 L	WP 121 L	WP 151 L	WP 271 L	WP 311 L
Max. operation pressure (psi)	638	638	638	638	638	638
Max. speed (rpm)	2000	2000	2000	2000	2000	2000
Stages	3	3	3	3	3	3
Cylinder	3	3	3	3	4	4



Weight (lbs) and Dimensions (ins)						
	WP 81 L	WP 101 L	WP 121 L	WP 151 L	WP 271 L	WP 311 L
lbs	915	948	1444	1543	2073	2369
L	53	55	62	62	70	72
W	37	37	38	38	42	42
H	35	35	38	38	43	43

▶ For immediate assistance  
 email to: [sales@sauerusa.com](mailto:sales@sauerusa.com)  
 or call: 410-604-3142

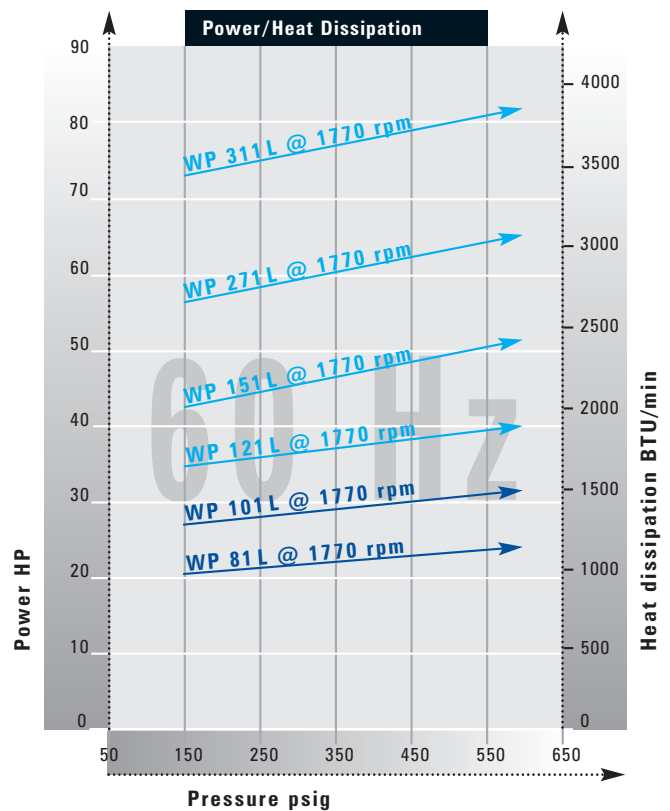
All technical data is valid for the compression of air in accordance with ISO 1217 with ±5% tolerance. All Sauer compressors can additionally be supplied in special versions for the compression of neutral gases such as helium, nitrogen, argon or flammable gases such as hydrogen or natural gas.

Detailed technical data is available upon request including control units, dryers, filters, sound-dampening and weather proof canopies, compressed air tanks, regulating valves, skid-mounted integrated packages, diesel drive, and all other compressed air/gas components.

#### Specialized Solutions

Sauer USA provides technical solutions for your compressed air/gas systems. Some of the specialized equipment we can offer are: special voltages and frequencies, water-cooled (open and closed loop), earthquake resistant, ATEX designs, boosters and booster systems.

We are pleased to offer custom and/or total design packages.

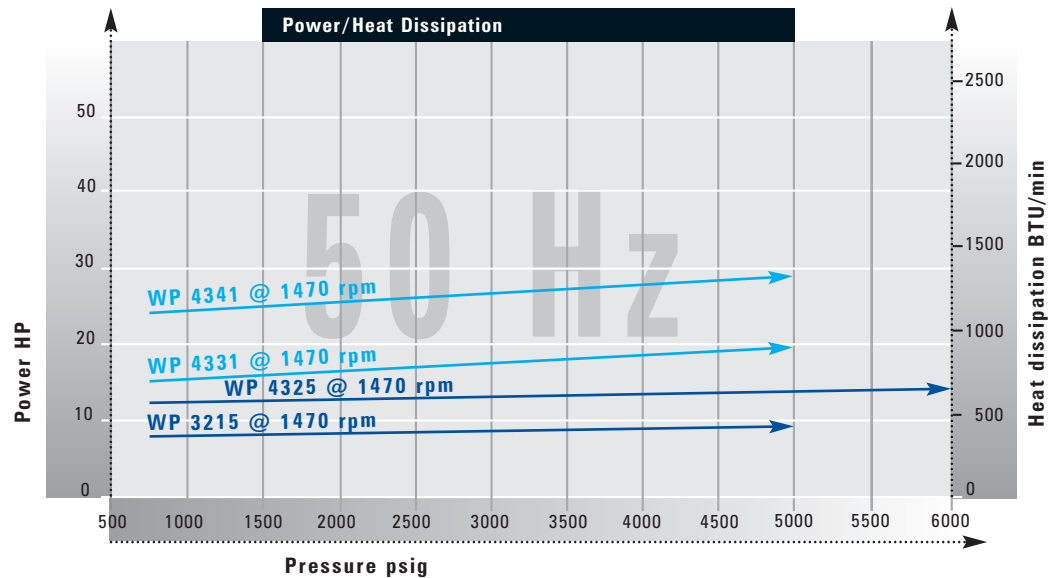
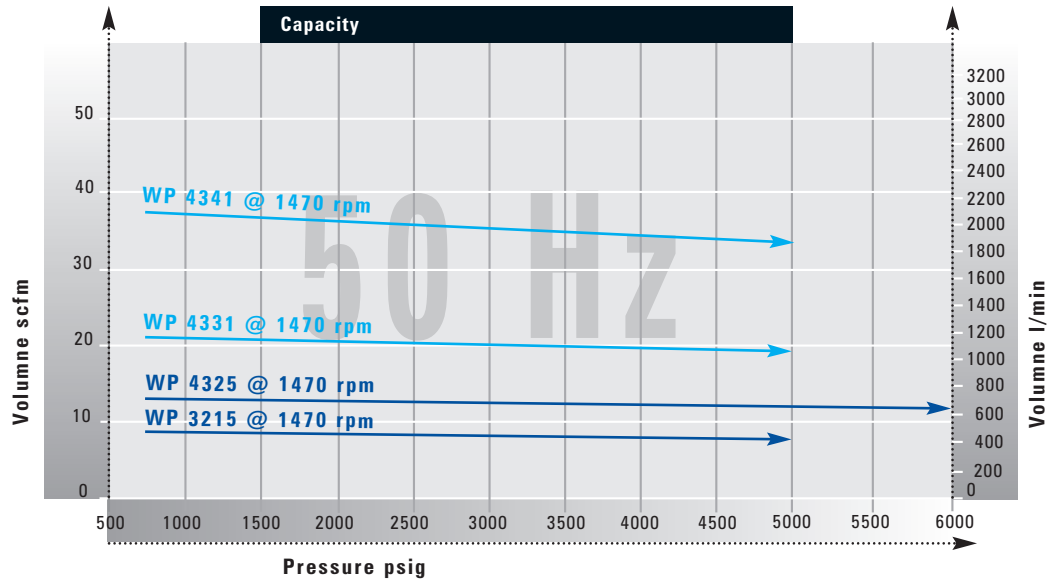


# 3- and 4-stage air-cooled high-

## High-Pressure Compressors: The Sauer Signature

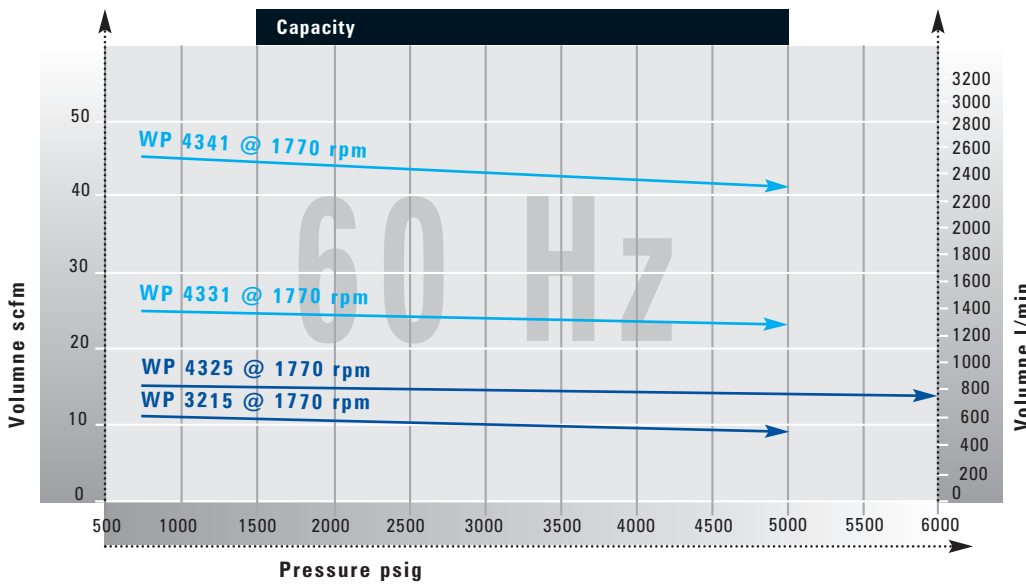

High-pressure compressors showcase our engineering superiority and production expertise. Founded on our renowned military design experience and through continuous innovation, Sauer Compressors has developed the most cost effective and reliable industrial compressors in the market.

Standard Equipment		
	WP 3215 WP 4325	WP 4331 WP 4341
High performance axial flow fan	✓	✓
Inter- and after-cooler	✓	✓
Safety valve for each stage	✓	✓
Stage- and final pressure gauge	✓	✓
Oil dipstick/Oil sight glass	✓	✓
Oil pressure lubrication	✓	✓
Oil pressure monitor	✓	✓
Temperature monitor	✓	✓
Attached oil- and water separator after the final stage	✓	✓
Interstage separator	✓	✓
Starting relief integrated with in condensate auto-drain system (unloaded start)	✓	✓
Resilient mounts inc. all necessary hoses for final air pressure outlet and compressor drainage	✓	✓
Non-return valve	✓	✓
Direct driven via flexible coupling	✓	✓
Three-phase electric motor	✓	✓



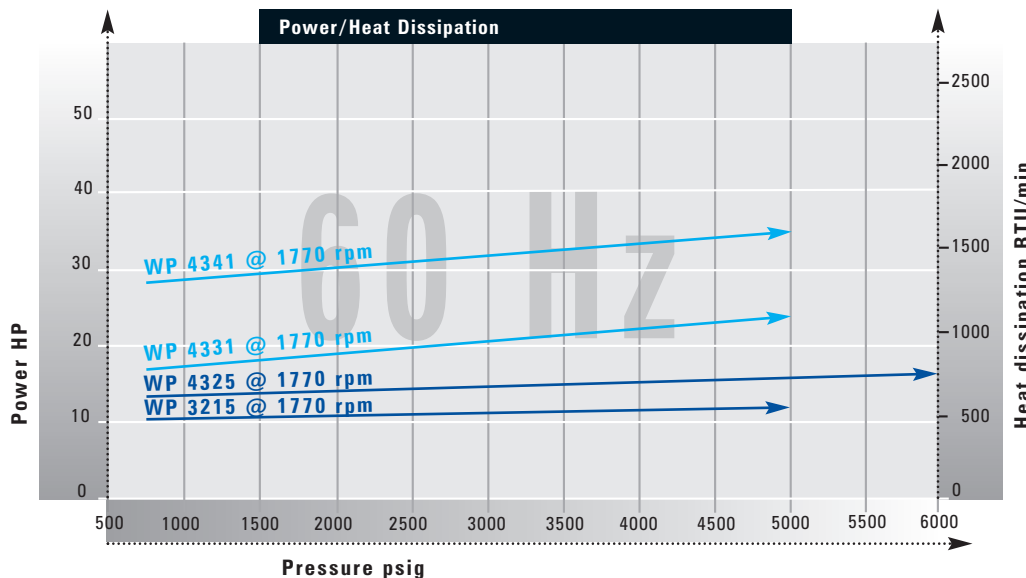
On request available/optional		
	WP 3215 WP 4325	WP 4331 WP 4341
Fully automated control and monitoring	✓	✓
Sound-proof canopy	✓	✓
Pressure maintaining valve	✓	✓
Dryer (Adsorption/Refrigeration dryer)	✓	✓
Final air quality	✓	✓
Reducing valves and reducing stations	✓	✓
Driven by diesel engine	✓	✓
Design in accordance with ATEX regulations	✓	✓
Stage- and final pressure gauge	✓	✓

Design Data				
Ambient temperature max.: 140°F	WP 3215	WP 4325	WP 4331	WP 4341
Duty cycle time: continuous				
<b>Max. operation pressure (psi)</b>	5000	6000	5000	5000
<b>Max. speed (rpm)</b>	1800	1800	2000	2000
<b>Stages</b>	3	4	4	4
<b>Cylinder</b>	3	4	4	4



**Weight (lbs) and Dimensions (ins)**

	WP 3215	WP 4325	WP 4331	WP 4341
<i>lbs</i>	660	770	1015	1210
<b>L</b>	29	28	53	55
<b>W</b>	29	28	34	37
<b>H</b>	44	49	36	36



▶ For immediate assistance  
 email to: [sales@sauerusa.com](mailto:sales@sauerusa.com)  
 or call: 410-604-3142

All technical data is valid for the compression of air in accordance with ISO 1217 with ±5% tolerance. All Sauer compressors can additionally be supplied in special versions for the compression of neutral gases such as helium, nitrogen, argon or flammable gases such as hydrogen or natural gas.

Detailed technical data is available upon request including control units, dryers, filters, sound-dampening and weather proof canopies, compressed air tanks, regulating valves, skid-mounted integrated packages, diesel engine, and all other compressed air/gas components.

**Specialized Solutions**

Sauer USA provides technical solutions for your compressed air/gas systems. Some of the specialized equipment we can offer are: special voltages and frequencies, water-cooled (open and closed loop), earthquake resistant, ATEX designs, boosters and booster systems.

We are pleased to offer custom and/or total design packages.

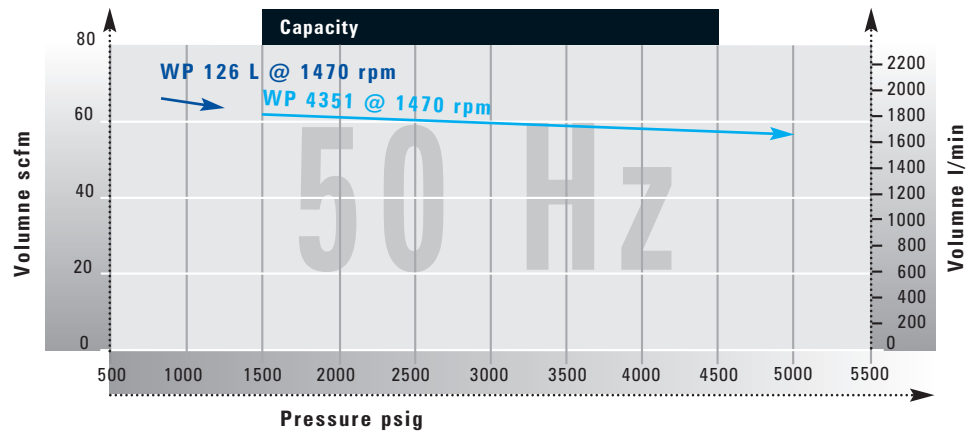
# 3- and 4-stage *air-cooled high-*

## High-Pressure, High Capacity Compressors Delivered with Maximum Efficiency

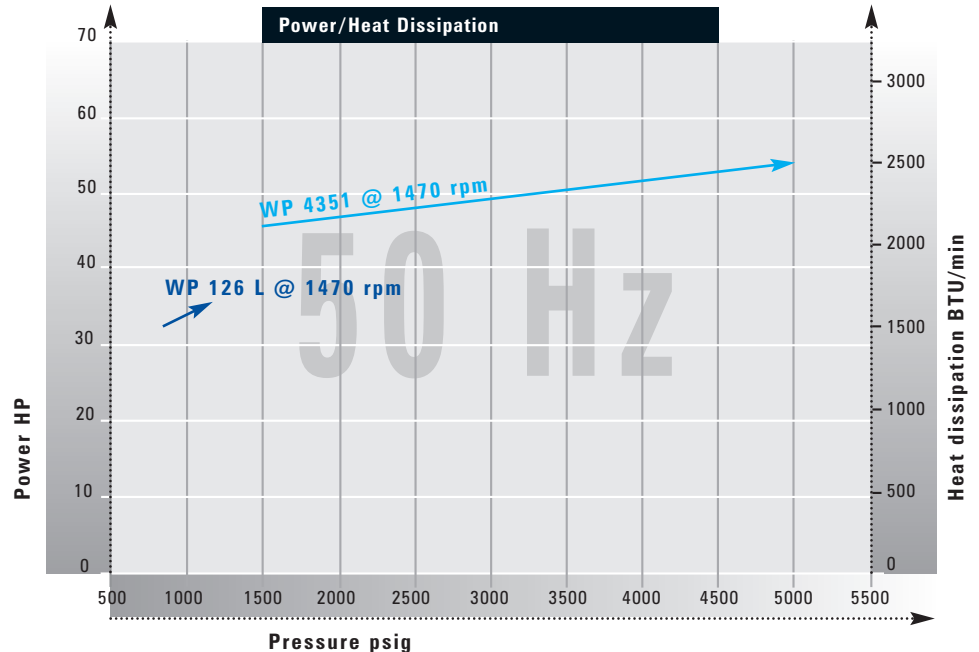
The compressor design capitalizes on our proven high-pressure technology to provide higher capacity with equal reliability.

These units provide a high efficiency, low cost solution.

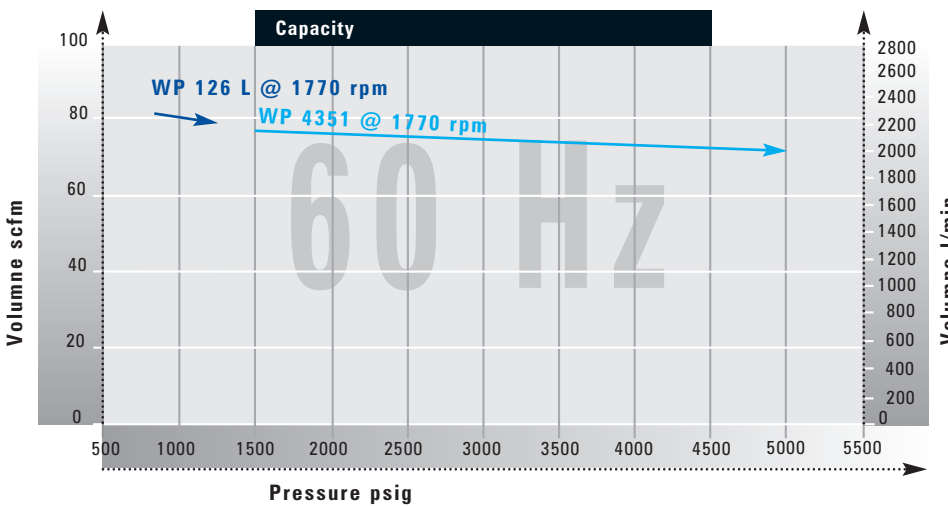

Standard Equipment		
	WP 126 L	WP 4351
High performance axial flow fan	✓	✓
Inter- and after-cooler	✓	✓
Safety valve for each stage	✓	✓
Stage- and final pressure gauge	✓	✓
Compressed air thermometer	✓	
Oil dipstick/Oil sight glass	✓	✓
Oil pressure lubrication	✓	✓
Temperature monitor	✓	✓
Attached oil- and water separator after the final stage	✓	✓
Interstage separator	✓	✓
Starting relief integrated with in condensate auto-drain system (unloaded start)	✓	✓
Resilient mounts inc. all necessary hoses for final air pressure outlet and compressor drainage	✓	✓
Non-return valve	✓	✓
Direct driven via flexible coupling	✓	✓
Three-phase electric motor	✓	✓



On request available/optional		
	WP 126 L	WP 4351
Fully automated control and monitoring	✓	✓
Sound-proof canopy	✓	✓
Pressure maintaining valve	✓	✓
Dryer (Adsorption/Refrigeration dryer)	✓	✓
Final air quality	✓	✓
Reducing valves and reducing stations	✓	✓
Driven by diesel engine	✓	✓
Design in accordance with ATEX regulations	✓	✓



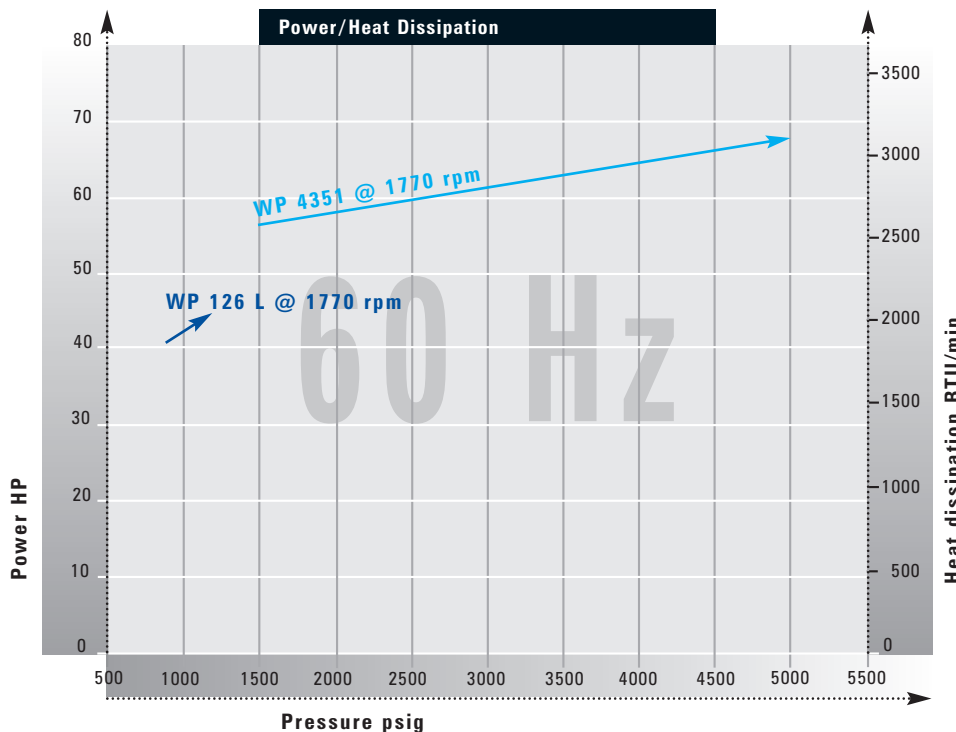
Design Data		
Ambient temperature max.: 140°F	WP 126 L	WP 4351
Duty cycle time: continuous		
Max. operation pressure (psig)	1200	5000
Max. speed (rpm)	1800	2000
Stages	3	4
Cylinder	3	4



**Weight (lbs) and Dimensions (ins)**

	WP 126 L	WP 4351
lbs	1444	1984
L	62	67
W	38	39
H	41	43

▶ For immediate assistance  
 email to: [sales@sauerusa.com](mailto:sales@sauerusa.com)  
 or call: 410-604-3142



All technical data is valid for the compression of air in accordance with ISO 1217 with  $\pm 5\%$  tolerance. All Sauer compressors can additionally be supplied in special versions for the compression of neutral gases such as helium, nitrogen, argon or flammable gases such as hydrogen or natural gas.

Detailed technical data is available upon request including control units, dryers, filters, sound-dampening and weather proof canopies, compressed air tanks, regulating valves, skid-mounted integrated packages, diesel drive, and all other compressed air/gas components.

**Specialized Solutions**

Sauer USA provides technical solutions for your compressed air/gas systems. Some of the specialized equipment we can offer are: special voltages and frequencies, water-cooled (open and closed loop), earthquake resistant, ATEX designs, boosters and booster systems.

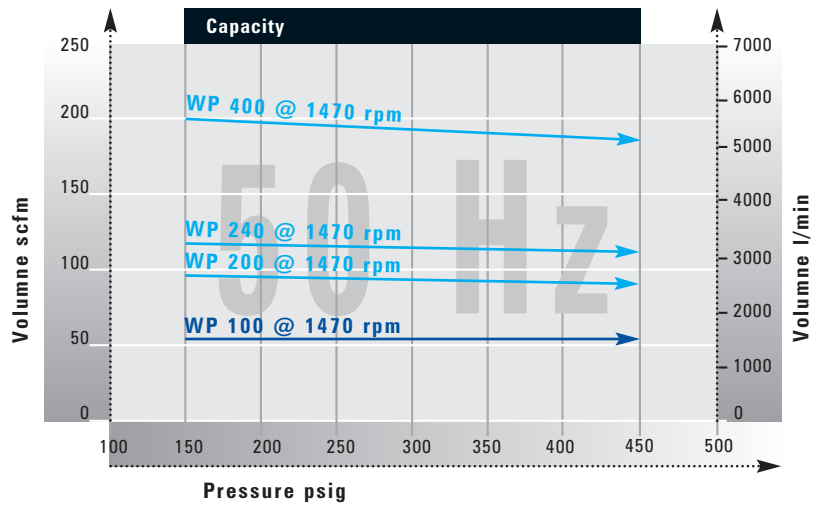
We are pleased to offer custom and/or total design packages.

# 2-stage water-cooled medium-

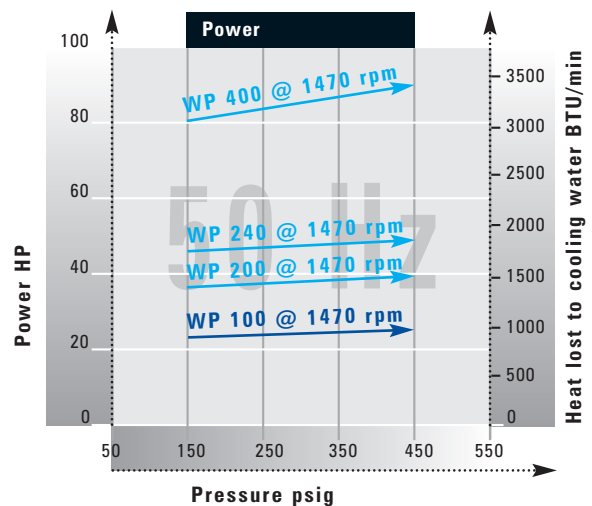
## The Alternative to Air-Cooled Compressors

With over 75 years of commercial and naval experience, Sauer Compressors has developed a series of highly competitive, robust, water-cooled compressors. These units are ideal for industrial applications where airflow, high ambient temperatures, and/or ambient noise pose operational difficulties.

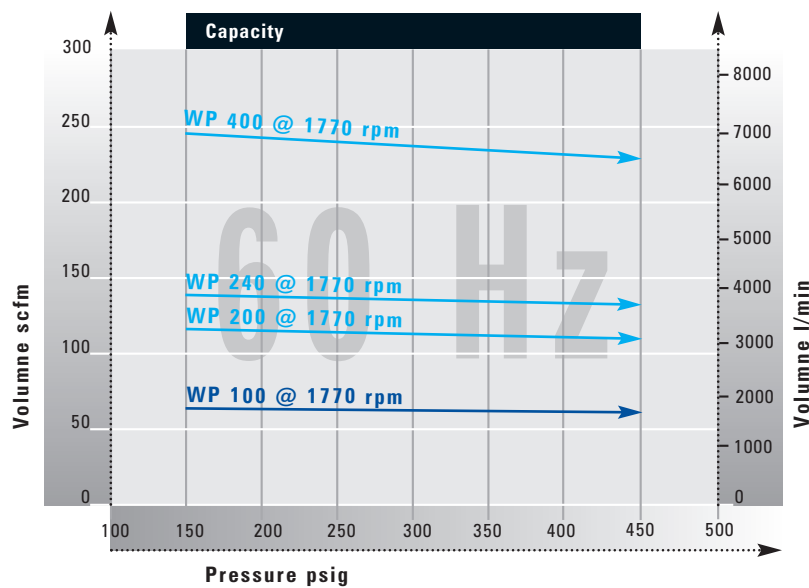

Standard Equipment			
	WP 100	WP 200 WP 240	WP 400
Inter- and after-cooler	✓	✓	✓
Safety valve for each stage	✓	✓	✓
Stage- and final pressure gauge	✓	✓	✓
Compressed air thermometer	✓	✓	✓
CW thermometer	✓	✓	✓
Oil dipstick	✓	✓	✓
Splash lubrication	✓		
Oil pressure lubrication		✓	✓
Attached oil- and water separator after the final stage	✓	✓	✓
Oil pressure monitor		✓	✓
Temperature monitor		✓	✓
Starting relief integrated with in condensate auto-drain system (unloaded start)	✓	✓	✓
Resilient mounts inc. all necessary hose for the air pressure outlet, drainage and cooling water	✓	✓	✓
Non-return valve	✓	✓	✓
Direct driven via flexible coupling	✓	✓	✓
Three-phase electric motor	✓	✓	✓



On request available/optional			
	WP 100	WP 200 WP 240	WP 400
Fully automated control and monitoring	✓	✓	✓
Sound-proof canopy	✓	✓	✓
Dryer (Adsorption/ Refrigeration dryer)	✓	✓	✓
Final air quality	✓	✓	✓
Reducing valves and reducing stations	✓	✓	✓
Driven by diesel engine	✓	✓	✓
Design in accordance with US hazardous Classification Class I	✓	✓	✓
Attached CW-pump	✓	✓	✓
Automatic CW-control	✓	✓	✓



Design Data				
Ambient temperature max.: 140°F	WP 100	WP 200	WP 240	WP 400
Duty cycle time: continuous				
Max. operation pressure (psig)	450	450	450	450
Max. speed (rpm)	1800	1800	1800	1800
Stages	2	2	2	2
Cylinder	2	2	2	3



Weight (lbs) and Dimensions (ins)				
	WP 100	WP 200	WP 240	WP 400
lbs	1102	1764	1874	2976
L	53	59	61	72
W	28	40	40	46
H	33	35	35	43

▶ For immediate assistance  
 email to: [sales@sauerusa.com](mailto:sales@sauerusa.com)  
 or call: 410-604-3142

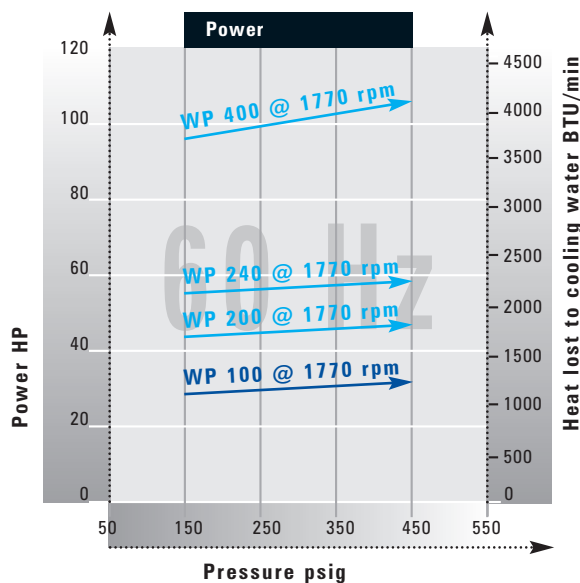
All technical data is valid for the compression of air in accordance with ISO 1217 with  $\pm 5\%$  tolerance. All Sauer compressors can additionally be supplied in special versions for the compression of neutral gases such as helium, nitrogen, argon or flammable gases such as hydrogen or natural gas.

Detailed technical data is available upon request including control units, dryers, filters, sound-dampening and weather proof canopies, compressed air tanks, regulating valves, skid-mounted integrated packages, diesel drive, and all other compressed air/gas components.

**Specialized Solutions**

Sauer USA provides technical solutions for your compressed air/gas systems. Some of the specialized equipment we can offer are: special voltages and frequencies, water-cooled (open and closed loop), earthquake resistant, ATEX designs, boosters and booster systems.

We are pleased to offer custom and/or total design packages.



# 4-stage water-cooled high-

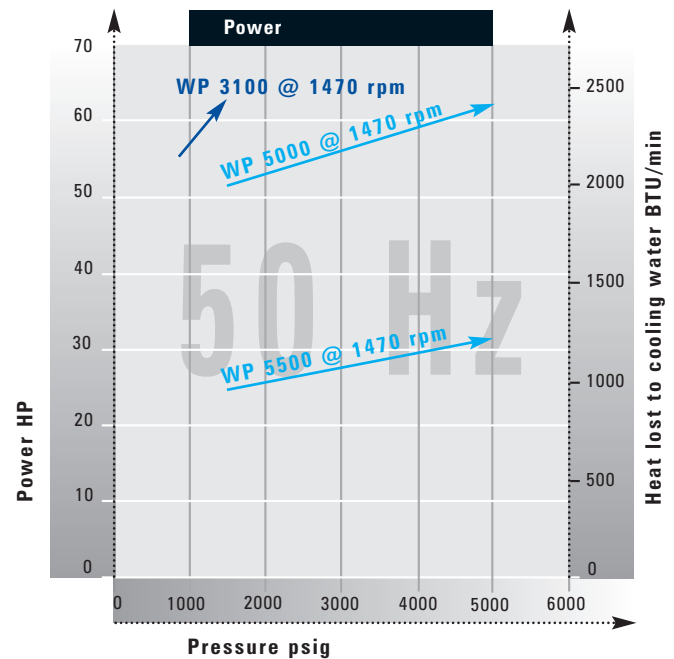
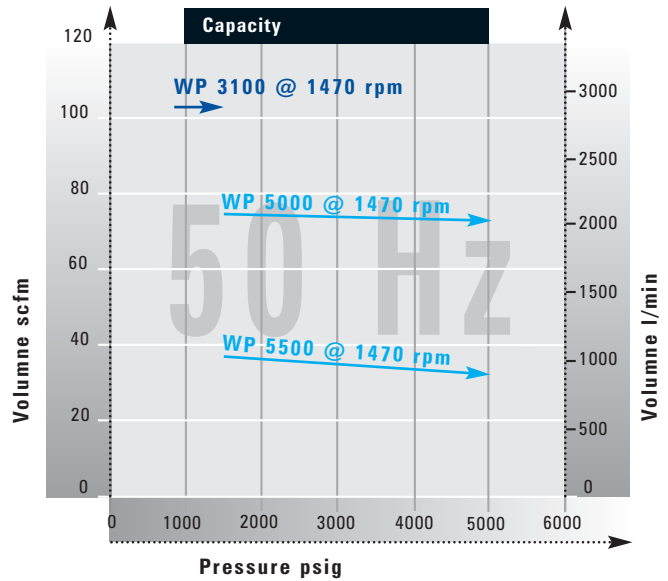
## High-Pressure Solutions for the Most Extreme Requirements

Our water-cooled, high-pressure compressors are proven worldwide in exceptionally tough applications. They are the standard compressor for the US Navy Carrier Fleet and have also been installed on the US Submarine Fleet and various other Navy programs.

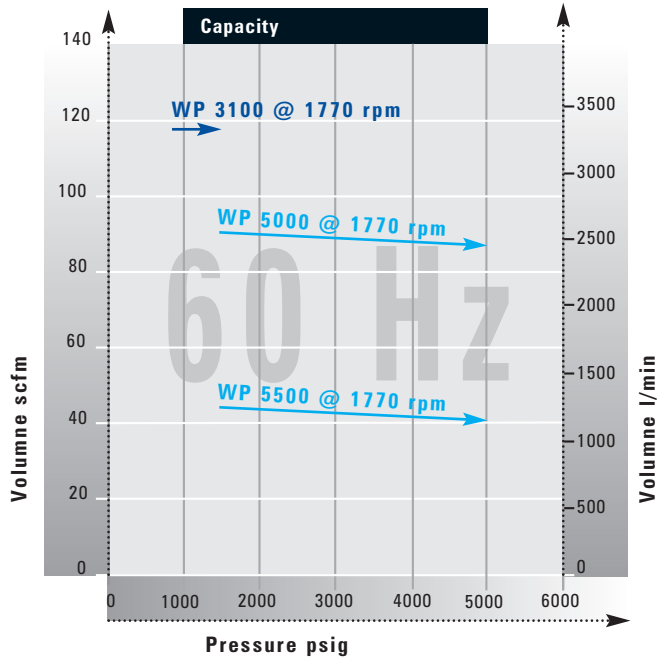
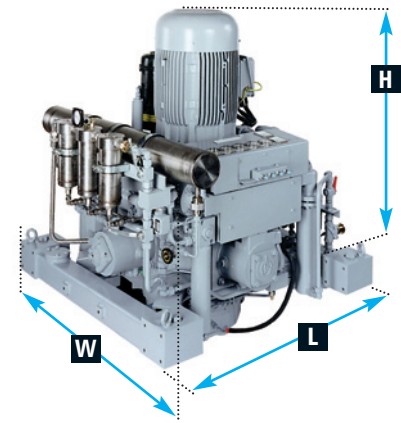
Sauer Compressors supplies a cost effective commercial unit, which offers the same dependability and advantages of the military version.

Standard Equipment		
	WP 3100	WP 5000 WP 5500
Inter- and after-cooler	✓	✓
Safety valve for each stage	✓	✓
Stage- and final pressure gauge	✓	✓
Compressed air thermometer	✓	✓
CW thermometer	✓	✓
Oil dipstick	✓	✓
Oil pressure lubrication	✓	✓
Temperature monitor	✓	✓
Attached oil- and water separator after the final stage	✓	✓
Interstage separator	✓	✓
Starting relief integrated with in condensate auto-drain system (unloaded start)	✓	✓
Resilient mounts inc. all necessary hose for the air pressure outlet, drainage and cooling water	✓	✓
Non-return valve	✓	✓
Direct driven via flexible coupling	✓	✓
Three-phase electric motor	✓	✓

On request available/optional		
	WP 3100	WP 5000 WP 5500
Fully automated control and monitoring	✓	✓
Sound-proof canopy	✓	✓
Dryer (Adsorption/Refrigeration dryer)	✓	✓
Final air quality	✓	✓
Reducing valves and reducing stations	✓	✓
Driven by diesel engine	✓	✓
Design in accordance with ATEX regulations	✓	✓
Attached CW-pump	✓	✓
Automatic CW-control	✓	✓



Design Data			
Ambient temperature max.: 140°F	WP 3100	WP 5000	WP 5500
Duty cycle time: continuous			
<b>Max. operation pressure (psig)</b>	1500	5000	5000
<b>Max. speed (rpm)</b>	1800	2000	2000
<b>Stages</b>	3	4	4
<b>Cylinder</b>	3	4	4



Weight (lbs) and Dimensions (ins)			
	WP 3100	WP 5000	WP 5500
<i>lbs</i>	2976	3638	2050
<b>L</b>	71	48	38
<b>W</b>	47	43	32
<b>H</b>	32	63	52

► For immediate assistance  
 email to: [sales@sauerusa.com](mailto:sales@sauerusa.com)  
 or call: 410-604-3142

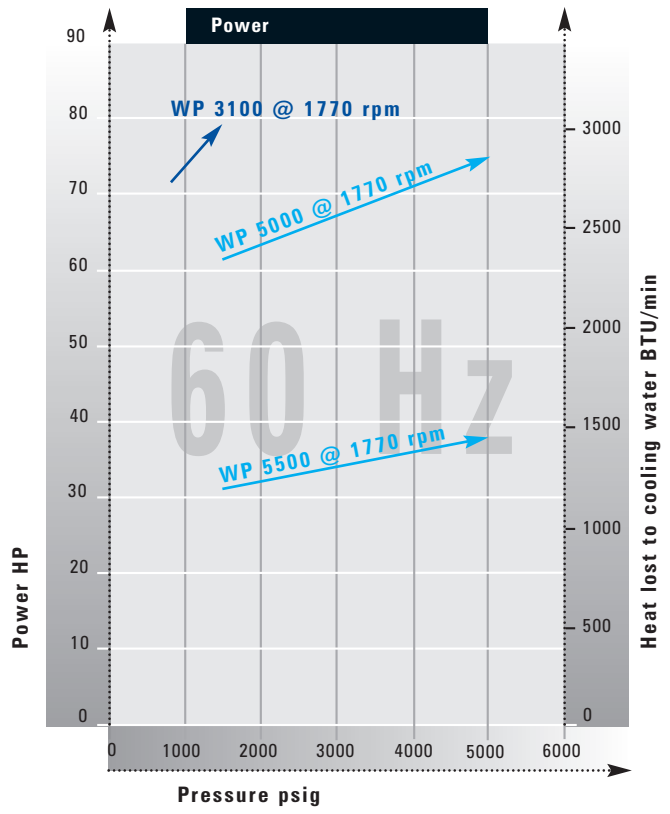
All technical data is valid for the compression of air in accordance with ISO 1217 with ±5% tolerance. All Sauer compressors can additionally be supplied in special versions for the compression of neutral gases such as helium, nitrogen, argon or flammable gases such as hydrogen or natural gas.

Detailed technical data is available upon request including control units, dryers, filters, sound-dampening and weather proof canopies, compressed air tanks, regulating valves, skid-mounted integrated packages, diesel drive, and all other compressed air/gas components.

**Specialized Solutions**

Sauer USA provides technical solutions for your compressed air/gas systems. Some of the specialized equipment we can offer are: special voltages and frequencies, water-cooled (open and closed loop), earthquake resistant, ATEX designs, boosters and booster systems.

We are pleased to offer custom and/or total design packages.





# SAUER COMPRESSORS — USA —



---

**Sauer Compressors USA Inc.**

64 Log Canoe Circle  
Stevensville, MD 21666  
USA

*Sales Assistance*

Phone: 410-604-3142  
Fax: 410-604-3209  
Email: [sales@sauerusa.com](mailto:sales@sauerusa.com)

*Service Assistance*

Phone: 410-604-3146  
Email: [service@sauerusa.com](mailto:service@sauerusa.com)



A Member of the  
SAUER-Group